

# Single-phase GN

→ Zamak

- EMC compatible for industrial environments
- built-in transient protections
- Optimum thermal response
- Regulated control input
- Control status LED
- Available with or without protective cover



## Specifications

		Single-phase
Static dv/dt (V/μs)		500
Current	Output voltage	
125 A	48-660 V AC	84 134 181
125 A	48-660 V AC	84 137 181
125 A	48-660 V AC	84 134 182
125 A	48-660 V AC	84 137 182
125 A	48-660 V AC	84 134 380
125 A	48-660 V AC	84 137 380
125 A	48-660 V AC	84 134 180
125 A	48-660 V AC	84 137 180
125 A	24-280 V AC	84 134 081
125 A	24-280 V AC	84 137 081
125 A	24-280 V AC	84 134 082
125 A	24-280 V AC	84 137 082
125 A	24-280 V AC	84 134 280
125 A	24-280 V AC	84 137 280
125 A	24-280 V AC	84 134 080
125 A	24-280 V AC	84 137 080
100 A	48-660 V AC	84 134 141
100 A	48-660 V AC	84 137 141
100 A	48-660 V AC	84 134 142
100 A	48-660 V AC	84 137 142
100 A	48-660 V AC	84 134 340
100 A	48-660 V AC	84 137 340
100 A	48-660 V AC	84 134 140
100 A	48-660 V AC	84 137 140
100 A	24-280 V AC	84 134 041
100 A	24-280 V AC	84 137 041
100 A	24-280 V AC	84 134 042
100 A	24-280 V AC	84 137 042
100 A	24-280 V AC	84 134 240
100 A	24-280 V AC	84 137 240
100 A	24-280 V AC	84 134 040
100 A	24-280 V AC	84 137 040
75 A	48-660 V AC	84 134 131
75 A	48-660 V AC	84 137 131
75 A	48-660 V AC	84 134 132
75 A	48-660 V AC	84 137 132
75 A	48-660 V AC	84 134 330
75 A	48-660 V AC	84 137 330
75 A	48-660 V AC	84 134 130
75 A	48-660 V AC	84 137 130
75 A	24-280 V AC	84 134 031
75 A	24-280 V AC	84 137 031
75 A	24-280 V AC	84 134 032
75 A	24-280 V AC	84 137 032
75 A	24-280 V AC	84 134 230
75 A	24-280 V AC	84 137 230
75 A	24-280 V AC	84 134 030
75 A	24-280 V AC	84 137 030
50 A	48-660 V AC	84 134 121
50 A	48-660 V AC	84 137 121
50 A	48-660 V AC	84 134 122
50 A	48-660 V AC	84 137 122
50 A	48-660 V AC	84 134 320
50 A	48-660 V AC	84 137 320
50 A	48-660 V AC	84 134 120
50 A	48-660 V AC	84 137 120

50 A	24-280 V AC	84 134 021
50 A	24-280 V AC	84 137 021
50 A	24-280 V AC	84 134 022
50 A	24-280 V AC	84 137 022
50 A	24-280 V AC	84 134 220
50 A	24-280 V AC	84 137 220
50 A	24-280 V AC	84 134 020
50 A	24-280 V AC	84 137 020
25 A	48-660 V AC	84 134 111
25 A	48-660 V AC	84 137 111
25 A	48-660 V AC	84 134 112
25 A	48-660 V AC	84 137 112
25 A	48-660 V AC	84 134 310
25 A	48-660 V AC	84 137 310
25 A	48-660 V AC	84 134 110
25 A	48-660 V AC	84 137 110
25 A	24-280 V AC	84 134 011
25 A	24-280 V AC	84 137 011
25 A	24-280 V AC	84 134 012
25 A	24-280 V AC	84 137 012
25 A	24-280 V AC	84 134 210
25 A	24-280 V AC	84 137 210
25 A	24-280 V AC	84 134 010
25 A	24-280 V AC	84 137 010
10 A	48-660 V AC	84 134 101
10 A	48-660 V AC	84 137 101
10 A	48-660 V AC	84 134 102
10 A	48-660 V AC	84 137 102
10 A	48-660 V AC	84 134 300
10 A	48-660 V AC	84 137 300
10 A	48-660 V AC	84 134 100
10 A	48-660 V AC	84 137 100
10 A	24-280 V AC	84 134 001
10 A	24-280 V AC	84 137 001
10 A	24-280 V AC	84 134 002
10 A	24-280 V AC	84 137 002
10 A	24-280 V AC	84 134 200
10 A	24-280 V AC	84 137 200
10 A	24-280 V AC	84 134 000
10 A	24-280 V AC	84 137 000

## General characteristics

### General characteristics

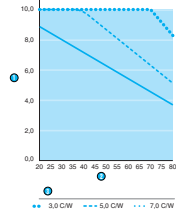
Operating temperature (°C)	-20 → +80
Storage temperature (°C)	
Input to output insulation voltage (Vrms)	4000
Dielectric strength (Vrms)	2500
Input/output capacitance (pF)	8
Frequency (Hz)	47 → 80
Material housing	polycarbonate UL-94V
Material baseplate	Zamak
Weight (g)	IP20 : 114 IP00 : 97
Turn-off voltage (V)	4-32 VDC : 1V 18-36 VDC : 1V 90-280 VDC/AC : 10V
Max. controlled current (mA)	4-32 VDC : 14 18-36 VDC : 20 90-280 VDC/AC : 8.5
Turn-on time (ms) (zero voltage relay)	4-32 VDC : 8.33 (60Hz) - 10 (50Hz) 18-36 VDC : 20 90-280 VDC/AC : 20
Turn-on-time (ms) (instantaneous relay)	0.1
Response time on closing (ms)	4-32 VDC : 8.33 (60Hz) - 10 (50Hz) 18-36 VDC : 30 90-280 VDC/AC : 30
Non-rep. peak voltage (Vp)	24-280 VAC : 600 48-660 VAC : 1200
Max. non-rep. 1 s surge (T=25 °C) (A)	10A : 300 25A : 500 50A : 780 75A : 1000 100A : 1200 125A : 1700
Max. non-rep.1-cycle surge (T=25 °C) (A)	10A : 80 25A : 150 50A : 235 75A : 300 100A : 360 125A : 510
Maximum off-state leakage at Vmax and T =25°C (mArms)	24-280 VAC : 2.5 - 4.25 48-660 VAC : 2.75 - 4.75
Minimum current (mA)	100
I <sup>2</sup> t (50-60 Hz) (A <sup>2</sup> s)	10A : 375-450 25A : 1041-1250 50A : 2535-3042 75A : 4166-5000 100A : 6000-7000 125A : 12041-14450
Voltage drop at I <sub>max</sub> (T=25°C) (V)	10A : 1.4 25A : 1.4 50A : 1.35 75A : 1.3 100A : 1.3 125A : 1.25
Static dv/dt (V/μs)	
Thermal resistance Junction to casing (°C/W)	10A : 0.4 25A : 0.4 50A : 0.25 75A : 0.155 100A : 0.155 125A : 0.15

### Control specifications

### Output specifications

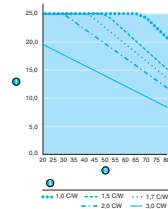
## Curves

GN 10 AMP SSR (1200 & 600 V)



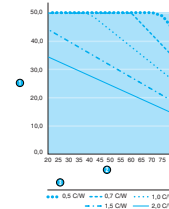
- ① GN. 10 AMP SSR (1200 & 600 V)
- ② Load current (A)
- ③ Ambient temperature (°C)
- ④ Heatsink

GN 25 AMP SSR (1200 & 600 V)



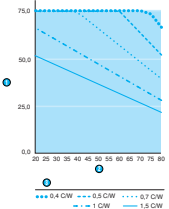
- ① GN. 25 AMP SSR (1200 & 600 V)
- ② Load current (A)
- ③ Ambient temperature (°C)
- ④ Heatsink

GN 50 AMP SSR (1200 & 600 V)



- ① GN. 50 AMP SSR (1200 & 600 V)
- ② Load current (A)
- ③ Ambient temperature (°C)
- ④ Heatsink

GN 75 AMP SSR (1200 & 600 V)



- ① GN. 75 AMP SSR (1200 & 600 V)
- ② Load current (A)
- ③ Ambient temperature (°C)
- ④ Heatsink

## Options

